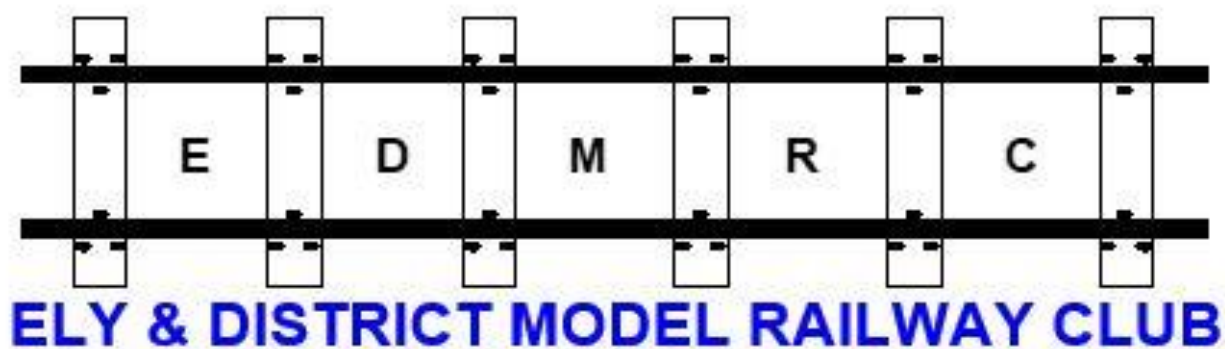


ELY & DISTRICT MODEL RAILWAY CLUB



46th MODEL RAILWAY EXHIBITION GUIDE

ELY COLLEGE, SAT 16 MAY 2026



1976 -1926

WELCOME

Ely & District Model Railway Club are celebrating our 50th anniversary this year and you will see most club members with anniversary logo shirts to commemorate the event.

We would like to welcome all visitors to our 46th exhibition today, as a testament to the longevity of our hobby and club. Thanks to all the exhibitors for bringing their layouts to previous shows and to the traders who have supported us over the years. Thanks to today's exhibitors, traders, club members, partners and volunteers from other clubs who all help to make our exhibitions the successes they are. We hope you find the new building easier to access and navigate your way around the exhibition. Please try to patronise our traders, café and tombola as this helps us to keep putting on our shows for you.

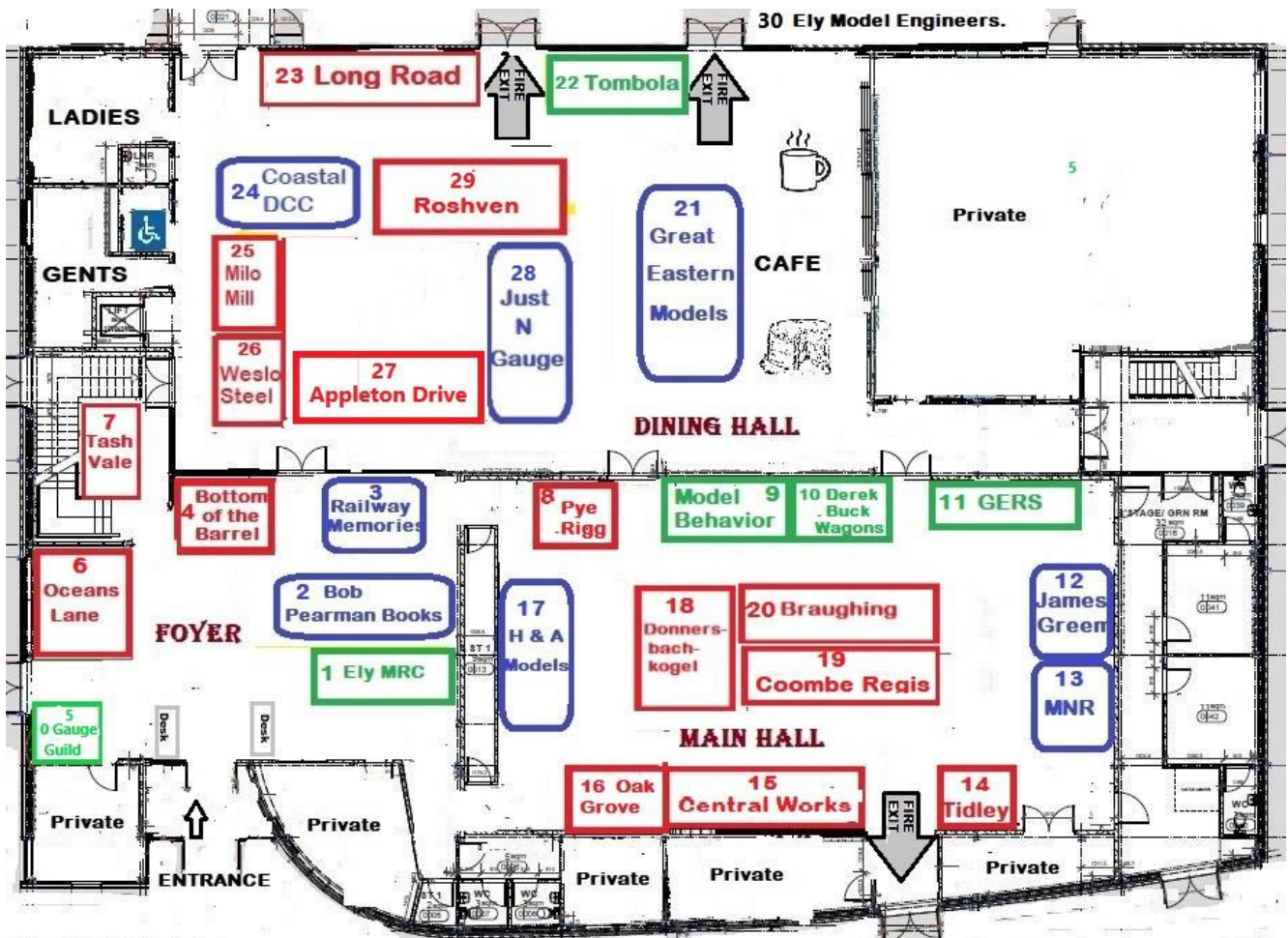
Brian Smith & John Crisp - Joint Exhibition Managers

The club has worked hard to bring this exhibition to you today and we hope you enjoy seeing what our hobby is about, talking to club members, exhibitors & traders and hope that you will go away inspired.

The club has a number of layouts including:- OO gauge "Wickham Market", O gauge with narrow gauge "Fullers Wharf", N gauge "Dalwhinnie" and "Tash Vale". Also, there are some under construction including "Hereward" a DCC layout "based loosely on Ely and a Hornby round layout to appeal to younger exhibit visitors. Video displays at the exhibition show some of our work on these. Want to know more? Just speak to one of the club members and/or look at our Ely MRC website or Facebook page.

Andy Wilkinson, Chairman, Ely & District MRC

Please make a note to come next year, on Saturday 15 May 2027, but please check our website/Facebook for confirmation of date and venue nearer the time.



INFORMATION

TOILETS

Ladies, gents and disabled toilets can be found at the end of the dining hall .

STEP STOOLS FOR CHILDREN - available to borrow

We have a limited number of step stools which you can borrow - one per family. These may help some children see the exhibits more easily. **Please return** the step stools back to the main door when you leave so that other children may then use them. **Note that you borrow these step stools at your own risk. Please ensure all children are supervised when using them. It is especially important that they do not touch the exhibits unless specifically invited to by the layout operator. Thank you**

BEST IN SHOW-please vote!

Please remember to fill in and leave your white voting slips in the boxes at the entrance.

This year children can vote for their favourite layout on the coloured slip.

CAFÉ

Please grab a drink, sandwich and a home-made cake at our cafe

RECYCLE

Please be sure to use the recycling bins around the hall, or even better, take your rubbish home - it takes EDMRC members a loooooong time to clear up!

COURTESY COACH TIMES

PLEASE NOTE ALL TIMES ARE APPROXIMATE

OPPOSITE TESCO FUEL

ARR	DEP
0940	0950
1040	1050
1140	1150
1330	1340
1430	1440
1645	-----

FROM ELY MRC SHOW

ARR	DEP
1010	1020
1110	1120
1210	
	1310
1400	1410
1500	1615 LAST

DONATIONS PLEASE ON THE COACH TO MACMILLAN NURSES



Thank you so much for visiting our show.....we hope to see you again next year - 15 May, 2027.

DON'T FORGET TO VOTE FOR THE BEST LAYOUT

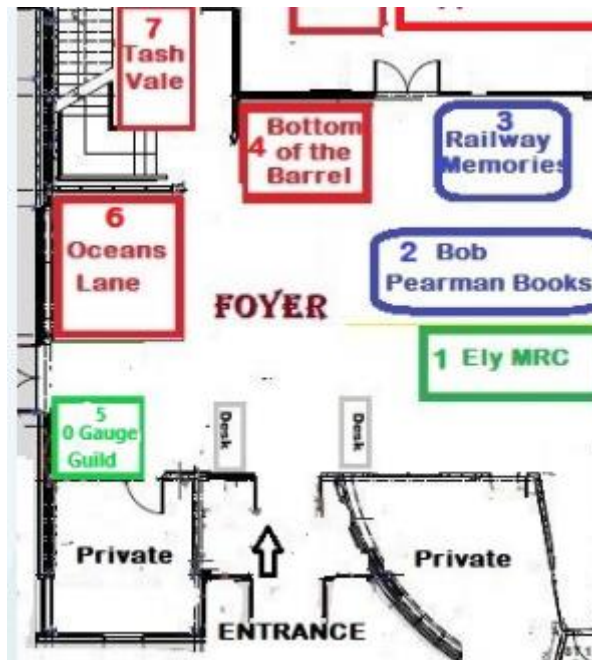
CITY CYCLE CENTRE
7 Market St, Ely, Cambs CB7 4PB | 01353 663131 | mail@citycyclecentre.com | Mon - Fri : 09:00 - 17:30 | Sat : 08:45 - 17:30

ABOUT US SITE MAP FIND US CONTACT US

more than just a bike shop... **CYCLES TOYS MODELS DIY CRAFT**

Our model centre offers a wide range of stock. We have the most comprehensive range of plastic kits in East Anglia.

<https://www.citycyclecentre.com/>



THE FOYER

1. ELY & DISTRICT MODEL RAILWAY CLUB. <https://elymrc.org.uk/>

Our own club stand - here you can find out about club membership and buy second-hand stock & books etc.

2 BOB PEARMAN BOOKS

<http://www.pearman-books.com/>

The specialist for music and transportation. Thousands of books currently in stock videos and magazines too!

We are pleased to offer a huge selection of music books, rock and pop books, record collecting books, rock biography books, guitar books, guitar tutor books, guitar tuition videos, guitar amplification books, guitar building books, guitar history books, tram books, bus books, rail books, railway books, rail videos, railway videos, transportation books, electrical books and general books.

3. RAILWAY MEMORIES Colchester John Margerum 01206 841801

Margerumsdepot@aol.com

The Railway Memories stand provides a large selection of DVDs, T Shirts and greetings cards covering the British, European and North American rail scene. All material has been produced from John's extensive photographic collection gathered during his many travels at home and abroad.

4 BOTTOM OF THE BARREL “OO” Joe Stamper

Burton on Trent was famous for two things Beer and Railways, at its peak there were over 30 Breweries in the town. Many brewers from across the country built their breweries here to access the waters of the Trent, where at this point gypsum content in the water, retains flavours and aromas better across larger amounts of hops. Hops are a natural preservative and allow beer to travel further, meaning beers from Burton could survive the long journey across the British Empire to places as far as the Baltic & India.

This Model shows the Trent Brewery, which was built by Thomas Sykes in 1881. Its 50 employees could produce around 20,000 barrels annually. In 1893 the brewery was re-named the Trent Brewery. This OO Gauge Model shows the whole brewing operation, from the malt intake to the cask racking and bottle Line, along with the daily movements of wagons across the brewery railway system.



<https://www.youtube.com/watch?v=JVg4dPpfuFY>

5. THE O GAUGE GUILD

<https://www.gaugeoguild.com/general/introduction.aspx>

The Guild exists to further all forms of railway modelling in 7mm scale or O gauge track.

With 5,500 members, including over 500 outside the UK, the Guild is a focus for O gauge modellers to meet, share and enjoy their mutual interest.

6. OCEANS LANE N gauge Justine Blaydon, Herts.

Oceans Lane is a fictitious Thameside location, in the Southwark area on the south bank. The premise is that the historical Commercial Dock Company of Rotherhithe expanded along the Thames in the 1800s, and that later the LSWR added some small dockside sidings, similar to those at Weymouth & various docks on the north bank of the Thames. The site had been modernised in the 1960s, & by the 1970s it was handling small volumes of mostly container traffic, both traditional and modern ISO types.

The initial idea behind the layout was to show the variety of 3D printed models available - wagons, cars, containers and many other detail items - and the quality of detail possible, but if you have no interest in 3D printing, enjoy the 70s nostalgia.

The Wagon Display

3D printing has moved from being a technology unfamiliar to many railway modellers to being the technology used by numerous small suppliers of rolling stock, scenic items and detail parts. This has greatly extended the choice of models in all scales, but what if you still can't find anyone selling the model or part which you want? The answer may be to use CAD software to design it yourself for printing by a 3D printing service. This doesn't need to cost a fortune or require you to have great engineering or design skills.

7. TASH VALE 2mm to 1ft, 1:148 N gauge Ely & District Model Railway Club.

Tash Vale is a simple tabletop layout using a mix of Peco Setrack and Streamline trackwork almost entirely built by Mark Brockman. The design has been adapted from the Peco Setrack planbook. It is hoped it will inspire young and old alike to have a go yourself. The baseboard has been built in the traditional way and dressed with off the shelf kits and other products. The majority of the bridges have been scratch built to suit their particular location.

FOR 50P CHILDREN CAN DRIVE A TRAIN ON THIS LAYOUT.



Lacy Scott & Knight Auction Centre
10 Risbygate St
Bury St Edmunds
Suffolk
IP33 3AA

Telephone: 01284 748 625

<https://www.lskauktioncentre.co.uk/>


Entries are always invited for forthcoming sales

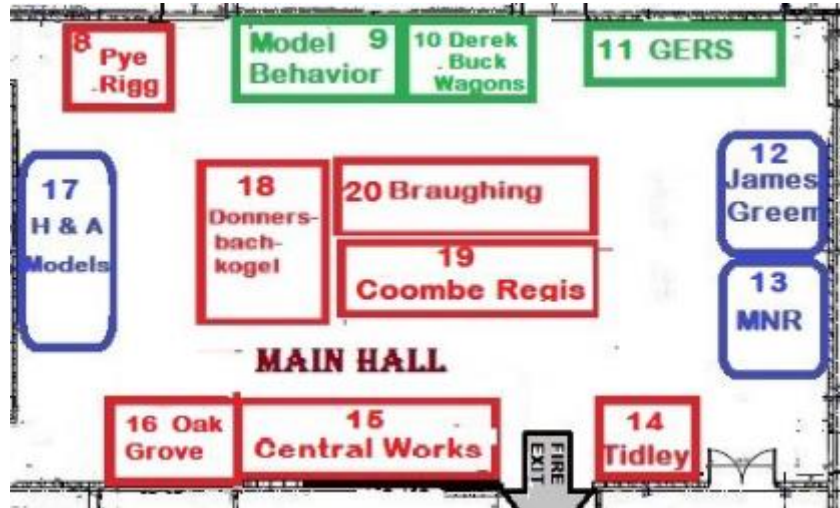
- Home & Interiors*
- Fine Art & Antiques*
- Toys & Models*
- 20th Century Art & Design*
- Coins, Banknotes & Tokens*
- Jewellery & Watches*
- Music, Film & Sport Memorabilia*
- Medals, Militaria & Country Pursuits*
- Wine, Port & Spirits*

Please contact our offices to arrange a free valuation if you have anything suitable for auction

The logo for SUPER SHELL is a blue scallop shell with the words "SUPER" in blue and "SHELL" in red, both in a bold, sans-serif font.

Please visit our
café and
Tombola &
raffle stall in the
dining hall,





MAIN HALL

8 PYE RIGG WORKS (O9). Graham & Caroline Watling Norfolk

A 15" narrow gauge estate railway. This layout features a small railway works on the edge of the North York Moors alongside the fictitious 15" gauge Penny Howe Light Railway modelled at 1:43 (7mm scale) on a board under 4 foot long. Locomotives are a real mix of Victorian tram engines to mid-century diesels built of brass kits, 3D prints, resin kits and a scratch build. Coaches are kit-bashed or scratch builds, and the Wagons are mainly resin kits.



<https://nsngm.org.uk/our-layouts-2/>

DEMONSTRATIONS

9. GARY WELSH from Model Behaviour

Demonstrating weathering of locos & rolling stock.

10. DEREK BUCK Wagon building

Our club president will be giving a demonstration of scratch building and kit bashing of rolling stock. If you want to know how to do it sit down and ask. They do like to chat and don't bite. (often!)

11. GREAT EASTERN RAILWAY SOCIETY

www.gersociety.org.uk/

The Society was formed in 1973 in order to promote a widespread interest in the Great Eastern Railway, (GER), its predecessors and its successors (such as the London & North Eastern Railway (LNER), British Railways (BR), Network Rail and the current privatised Train Operating Companies (TOCs) operating in the East Anglia area); to encourage and co-ordinate research into its history, and to provide a permanent record of the results. This is being achieved by building upon the knowledge of the known GER experts, and by locating and studying all surviving records of the railway. In so doing, the Society has established a high reputation amongst railway enthusiasts, historians, museums and professional railwaymen for the quality and accuracy of its publications, its expertise and activities.

However, you don't have to be an expert to join the GERS - details of the benefits of joining the Society can be found on their website or at the exhibition.

13. MID NORFOLK RAILWAY

<https://www.midnorfolkrailway.co.uk/>

Our friends from the Mid Norfolk Railway at Dereham & Wymondham are visiting us today with items from the gift shop for you to buy.

Do check out the "What's On" on their website – from model railways, fish & chip trains, murder mystery, beer festival, steam trains and so much more.

12. JAMES GREEN – RAILWAY ARTIST

<https://jamesgreenart.co.uk/>

James Green is one of the UK's leading railway artists and a full member of the Guild of Railway Artists.

High quality signed and numbered prints of his award-winning paintings will be available to purchase today.

14. TIDLEY LIGHT RAILWAY 009 Andy Holt, Cambs

Tidley Light Railway is an 009 gauge (4mm/ft) fictional Narrow Gauge preservation railway set in the present, somewhere in England. It is DCC controlled with sound to locomotives and level crossing. The layout is a continuous circuit with passing loop, 4no. sidings and hidden 5-road fiddle yard. It is the owner's first attempt at railway modelling.



<https://www.youtube.com/watch?v=qyMYJLBkpoA>

15. CENTRAL WORKS "O" Gauge Luton MRC

Central Works has been created by the 10' Gauge Group of the Luton MRC and has already become extremely popular on the exhibition circuit.

It comprises of an industrial scene featuring a car assembly plant. This layout has two segments, the mainline exchange sidings and the industrial section of the factory complex. Stock is predominantly freight but the occasional passenger operation may be seen arriving at the short platform. These are workmen's trains and do not appear in a public timetable. Traffic for the factory arrives in the form of raw materials and is exchanged into the works via the industrial locomotives. Completed vehicles are then returned back to the main line for onward transport on CARFLAT vehicles.



The location is based on the intense network of sidings that once existed at Longbridge in Birmingham. Although this was a BMC factory, the location can be adjusted to feature other makes of vehicles and thus regions of operation. This enables us to run a great variety of locos and stock from the late 1950s through to the early 1960s.

A feature of this layout is a working coal tippler which provides fuel from loaded wagons to the plant boiler house. This tippler was generously donated to the Luton MRC by the Model Railway Club of London, so it would enjoy future use on a layout after their Happisburgh layout was decommissioned. The great majority of buildings you will see on Central Works are scratch-built, with some still under construction.

http://www.lutonmodelrailwayclub.org.uk/central_works.htm

16. OAK GROVE CENTRAL N Gauge Gareth Homersley Bucks

Oakgrove Central is a freelance DCC layout constructed in 2mm/ft scale and built with PECO track and Tomix Tram track . It is controlled by an NCE Power Cab system, and by I Pads using Engine Driver software. The layout is continuous and features four running lines plus one running tram track.

It also has a four-platform station which is constructed from KATO ready-made structures and features station lighting.



<https://www.youtube.com/watch?v=j5NF1-zpj34>

17. H & A MODELS 01933 355531

<http://www.hamodels.net/>

We stock a comprehensive range of plastic coach & wagon kits in O, OO, OO9 and N Gauge, from suppliers such as Parkside Dundas, Ian Kirk, Coopercraft, Rodney Stenning, Mailcoach and Cambrian. We also carry 'OO' gauge wagon decals (Please contact us for availability) and a range of Precision paints relevant to the kits we sell. We visit a variety of exhibitions - please browse our website to see our full range and where we will be next.

18. DONNERSBACHKOGELE HO Gauge Gerhard Novak Bedfordshire

Donnersbachkogel is an Austrian layout, located somewhere in the pre-alpine area. The old station building of Donnersbachkogel is also the terminus of a narrow gauge line which was in the past used to get minerals from a remote mine to the mainline. Today the mine is only running as a show mine and instead of minerals mainly tourists are transported up the line. At the station there is also the connection to a single track electrified main-line. Not many trains stop there today; main traffic is on weekends to bring tourists to this attraction.

We are somewhere in the early 90s of the last century. Besides OBB stock also independent rail companies are starting to be visible in the business and some multi system engines are in use as it is not far to the neighbour countries Italy and Switzerland, which have either a completely different power system (Italy) or a different allowed profile (Switzerland) so that multisystem engines are convenient as one engine can cover it all.

The name Donnersbachkogel was chosen as it sounds pretty Austrian but it isn't an existing location. Donnersbach comes from a stream which thunders down a gorge and creates a thunder like noise. Kogel means hill, which in Austria can also look like a proper mountain



<https://www.youtube.com/watch?v=ig81ZHAeHfl>

19. COOMBE REGIS "OO" std gauge & "OO9" narrow gauge Sudbury MRC

The fictitious town of Combe Regis lies along the Dorset and Devon coastal area of South West England. Sited alongside an estuary, the town had developed a small port, principally for a local fishing fleet, and with its extensive sandy beaches, a popular holiday resort. Historically the town had attracted the competing interests of the Great Western and London & South Western Railways to capitalise on this lucrative trade. Although historically rivals, an agreement was reached to share access to the station facilities as their branches approached the town from their respective main lines.

At the end of the 19th Century, taking advantage of the 1896 Light Railways Act, a number of local dignitaries planned and financed a narrow gauge railway to serve the smaller local settlements that the main line companies had seen fit to overlook. The line runs along the quayside street, eventually crossing the main line and ambling towards the coast. A short siding serves the gasworks bringing coke for gas production.

The model represents Combe Regis in the nationalisation era with both Western and Southern Region locomotives and rolling stock in evidence. The line is still kept busy with its freight and holiday traffic as the motor car has yet to appear in sufficient numbers to offer competition. As viewed, the model still represents a 'work in progress' and further detailing remains to be done. Within the club there are a range of railway interests from narrow gauge light railways to steam and diesel main line railways. We believe that this layout offers engagement from all quarters.



<https://www.sudburymrc.org.uk/>

20. BRAUGHING & STANDON "N" gauge Paul Essex

The layout is based on two actual stations that formed part of the Buntingford Branch line in Hertfordshire, affectionately known as 'The Bunt', which was closed to passengers in November 1964 and goods traffic in September 1965 as a result of the Beeching cuts. It was a small branch line, only 13.8 miles in length, which ran down from St Margarets to Mardock, Widford, Hadham, Standon, Braughing, Westmill and terminated at Buntingford.

The layout is modelled to the 1963 & 1964 period, when steam had been replaced by diesel and where the neglected line was close to its final demise. I have tried to build my layout with as much accuracy as possible, to faithfully reflect the real thing, therefore I have resisted adding anything that would feel out of place. My only concession was to move the River Rib closer to the track lineside than in reality, and to also 'invent' a working farmhouse between the stations - this was added to create some visual interest yet remain faithful to the actual agricultural landscape typical of this part of Hertfordshire during the period modelled.



<https://braughingstandon-railwaylayout.uk/>

<https://braughingstandon-railwaylayout.uk/gallery>

THE DINING HALL



[21. GREAT EASTERN MODELS](http://www.greasternmodels.co.uk/) 1199 Plumstead Road, Norwich Norfolk NR1 4AB

<http://www.greasternmodels.co.uk/>

01603 398163

Specialising in OO and N gauge modelling, Great Eastern Models offers a comprehensive range of ready to run locomotives, rolling stock, scale building, scenic products and accessories. Large stocks of both new and second-hand railways for sale and model railway collections always wanted for part exchange or cash.

Pre-orders can be taken for any models due to be released. Friendly family-run store selling at internet prices. All the service - none of the hassle.

22 TOMBOLA & RAFFLE

Go on have a go it might be your lucky day! Lots of prizes for all.

The club would like to thank all traders & members for their support in donating prizes

**JUST
N GAUGE**
Always wanting to buy N gauge items
Collections large or small - Cash paid
Come to my stand & I will see if we
can agree a deal or call me on
01359 250351
Even if Coronation Street is on

23. SCB LONG ROAD TMD "OO" Daniel Bonham Cambs

SCB LONG ROAD TMD is a fictional layout located a few miles south of Cambridge on the old Bedford branch line, (no guided bus route here!), southwest of Trumpington close to the M11 motorway.

The TMD started to be built in the seventies after the branch was closed. A site was needed for a maintenance depot south of Cambridge due to the increasing flow of passenger & freight in the East Anglia region, and there was a need for somewhere to maintain locomotives and rolling stock.

Over the years the depot increased in size and a small platform was located on the site at the north end of the depot that is home to locomotives from the East Anglian area and to some visiting locomotives from around the country. The depot is home to an array of different types of locomotives, wagons and coaches for either repair or for storage, Over the years there has been a small but growing private part of the depot that looks after and maintains and stores some of the UK's preserved locomotives and rolling stock at quiet periods.



<https://www.youtube.com/watch?v=ed8Dz909DuE>

26. WESLO STEELS "EM" Dave Tailby Leicestershire

The layout represents a very small steel terminal somewhere in West London (hence WEST London STEELS). In effect, it's a couple of sidings handling steel traffic, mainly for AEC at Southall and a few other engineering concerns in the area and also for reinforcing bar for the construction of new buildings and the nascent M25.

Traffic is worked in via trip workings from Acton Yard usually by a Class 08 shunter, although it is one of those workings where anything that Old Oak Common can muster may turn up. The year is 1975



27. APPLETON DENE 16.5mm narrow gauge -Royston MRC



Appleton Dene depicts a narrow-gauge line running through a station and providing rail access to a factory and a builder's yard during the 1930s.

The rolling stock is either scratch built or from modified kits and features some interesting wagons, carriages and locomotives. The buildings are also scratch built using a variety of techniques.

<http://www.roystondmrc.co.uk/appleton.html>

25. MILO MILL "OO" Graham Moorfoot Lincs

Milo Mill is set in a town in the Northwest of England. In the industrial site of the mill there is also a Paper Mill and a cleaning products factory.



The private sidings are connected to a interchange siding with British Rail to allow wagon loads to enter and leave the site. The layout is a shunting operation using private steam and diesel locomotives and various BR locomotives, with a small fiddle yard.

The layout is 'OO' scale 4mm. using Peco code 100 track and points. Operated by DCC; points are hand operated by wire in tube.

<https://www.grahamsrailways.com/milo-mill-1>

24. COASTAL DCC 01473 403764

<http://www.coastaldcc.co.uk/index.php>

Coastal DCC is run by railway modellers for railway modellers. We are actively involved in exhibiting our layouts, demonstrating and organising exhibitions around the country. We are dedicated to giving you the railway modeller the very best DCC advice. We aim to supply you with the best DCC equipment to suit your unique needs.

Are you a member of a modellers club? -if you are we would be delighted to give you an evening talk on DCC, show you some of the systems that are available, the pitfalls and hopefully dispel some of the myths.

29.ROSHVEN "OO" John Noorani & Joe Marsella - London

Roshven is based on the initial proposal for the building of the West Highland Line north from Craigendoran Junction on the Clyde, but the plan was abandoned prior to the depositing of the Bill in Parliament. Subsequently Mallaig provided the facilities originally planned for Roshven. The model is built to 4mm scale, 16.5mm gauge. All pointwork is handbuilt with the track a mix of Scaleway and C and L components. Control is analogue.

Today Roshven, like Mallaig prior to the railway's arrival, consists only of a handful of houses. Had the railway reached Roshven it would have performed the same function as Mallaig did and so it is assumed the railway and local developments would have been similar, hence the track layout and a number of buildings are similar to those found at Mallaig today. Unlike the area around Mallaig, the Moidart peninsular has significant forestry so in the rationalisation following the decline of the fishing industry, one siding has been kept for the loading of round timber.

The model is set in the period from December 1987 when RETB signalling was first introduced to 2003, when the system was significantly upgraded. This covers the changeover from locomotive haulage to Sprinters and the first years of privatisation. The sequence operated reflects these changes. The Steam service operated from Fort William and the Inter City Land Cruise train is also represented.


A particular feature is an audio visual representation of the RETB system with both the cab token displays and the conversations between the Driver and Signaller at Banavie being represented.



https://www.youtube.com/watch?v=2h_VoIPk3yY



Treat yourself to
a cuppa &
piece of cake
while you are in
this hall



28 JUST N GAUGE -01359 250351

New and high-quality second-hand N gauge rolling stock.

Outside

30. ELY & DISTRICT MODEL ENGINEERING miniature train rides

NORFOLK'S PREMIER MODEL RAILWAY SHOP

OPEN TUE—SAT 9.30am—4.30 pm

GREAT EASTERN MODEL RAILWAYS

SPECIALISING IN ALL YOUR
MODEL RAILWAY NEEDS

199 PLUMSTEAD ROAD, NORWICH, NR1 4AB

 01603 431457 

www.greasternmodels.co.uk
www.facebook.com/greasternmodels

Second-hand collections wanted . Best prices paid

We stock a wide range of brands in gauges from N to O gauge
Hornby

Graham Farish Bachman

PECO

Oxford Metcalfe

Superquick

Dapol Humbrol

Woodland scenic

Noch Wills Ratio

Ely & District MRC wish to say a big thank you to Great Eastern Models for their very kind donation of the main prize for the raffle